


PREPARING YOUR CARAVAN

HELPFUL TIPS FOR WHEN THE PARK CLOSES

- Turn off your boiler – ensure sufficient levels of antifreeze
- Remove all duvets and pillows from beds
- Lift up heavy curtains keeping them away from condensation on the windows
- Place bowls of salt in all rooms (taking care not to over fill these)
- Ensure all skylights and windows are closed
- Remove all net curtains from windows
- Take all valuables out of the caravan
- Move upholstery away from caravan walls
- Remove mattresses away from caravan walls
- Ensure area under and surrounding the Caravan is clear enabling access if we need it
- Remove all valuables from the caravan



AND DON'T FORGET – Check your Insurance Policy...

Sounds so simple, but now's the time to double check what you're covered for with your insurance. Better to be safe than sorry!...

If you need further advice, please just ask, we're here to help. Give us a call...

01745 833 048

GUIDE TO WINTER

KEEP YOUR CARAVAN IN PERFECT CONDITION WHEN IT TURNS COLD!

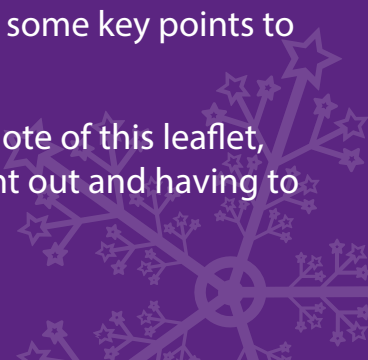
The nights are drawing in earlier and we're all beginning to turn on the heating. It can only mean one thing...Winter is on it's way! Of course there are the exciting bits, like the countdown to Christmas, but it really is at this point we need to start preparing our Holiday Homes and being one step ahead.

It's important to not take the risk of chancing it. This would only turn out very costly. Nature can be very cruel and has no loyalty.

Regardless of your season's length or whether you are or you aren't looking to use your Caravan Holiday Home over the Winter period there are certainly some key points to be aware of.


So please read and take note of this leaflet, don't be one to get caught out and having to pay ££'s to fix!

Collect your
FREE Salt box
(moisture kit) from
the Sales Office
from the end of
October!



MAKE A NOTE

Here are some **MUSTS** you need to carry out, even if you're leaving your caravan for just one night!



TURN OFF THE WATER

Leaving the caravan overnight in the Winter? Make sure you turn off your water at the outside stopcock. (99% effective in reducing risk of internal damage) (Run the water until it runs dry after turning off)

LAG YOUR PIPES

To help protect against frost damage (est -1 to -2 degrees max), we suggest lagging all water pipes. We can provide a quote for this or advice.

EARLY WINTERISATION

The park will automatically winterise your Caravan in line with the closing date, if you require an earlier winterisation, you can take advantage of our early winterisation scheme. Please contact reception for further information.

GET A THERMOSTATIC HEATER FOR YOUR BOILER

The most expensive part of the system to replace if it bursts is the boiler. We can supply and fit a heater designed to keep the boiler cupboard above freezing, reducing the likelihood of frost damage. Prices on request.

CHECK ANTI-FREEZE LEVELS

If you're one of the many owners who have a double glazed, central heated unit you'll know the difference it can make. The only check you'll require for winter is to check the anti freeze levels are sufficient for your system, this will need to be completed by a qualified plumber. We can arrange for this to be carried out, contact reception for more details.

